

Duty Cycle Adjustment

Duty Cycle Adjustment Bypass

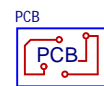
DACs

Power Enable / OC-Protection

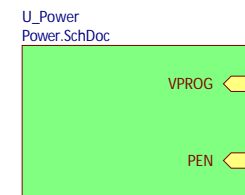
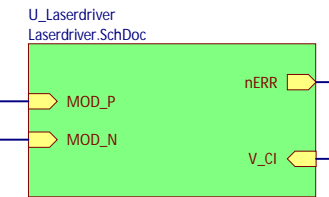
Temperature sensor

Placement:
Temperature sensor should be placed next to
the Laser Drivers

I²C Address: 0x4B



850-4640
PCB_EVK75123-Illumination V1.0



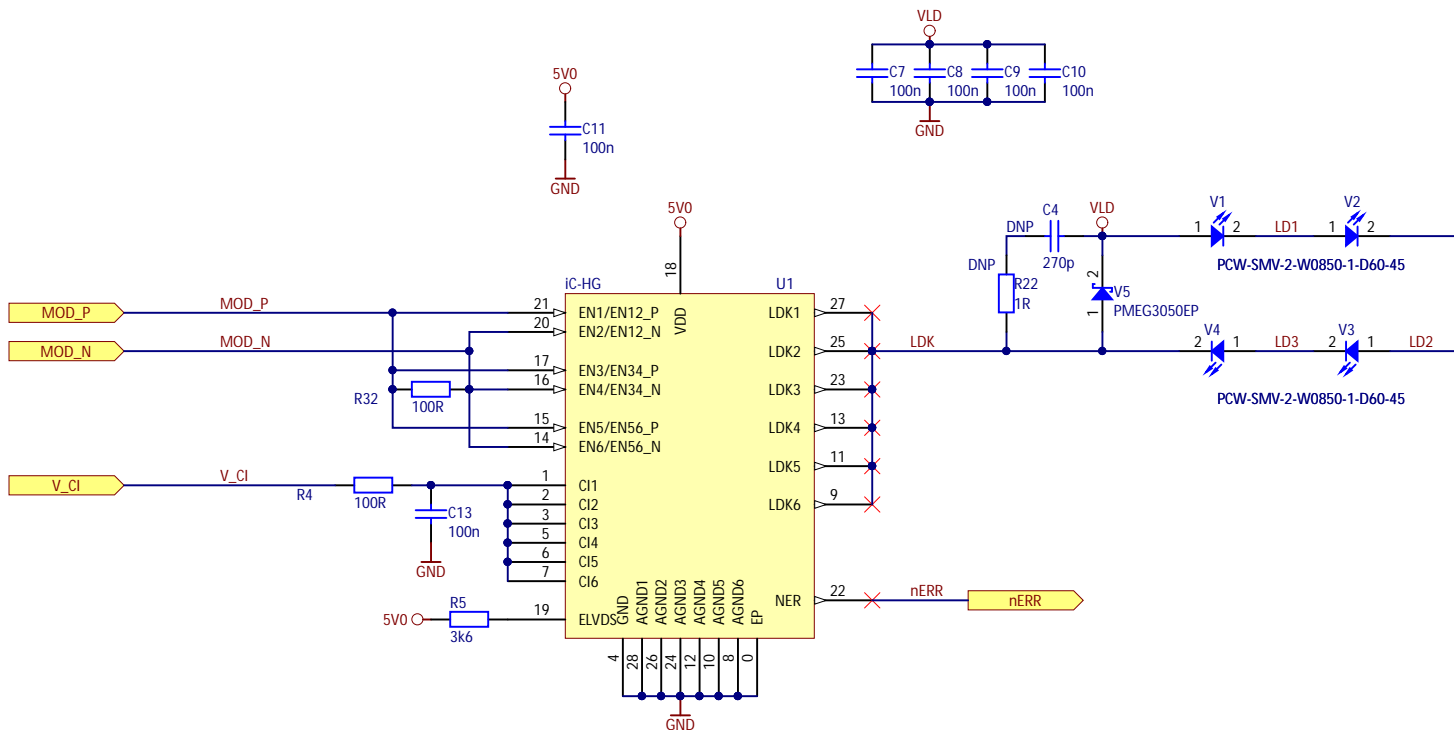
EVK75123-Illumination
Driver Protection Circuit

PN2016010
Rev: V1.0

Bluetechnix
Waldhausenstr. 3/19
A - 1140 Wien
AUSTRIA



Drawn By: DST Sheet 1 of 3 Last Update: 02.06.2016
Checked By: ROB Size: A3 Filename: EVK75123-Illumination.SchDoc



EVK75123-Illumination Driver Protection Circuit

Drawn By: DST
Checked By: ROB

PN2016010
Rev: V1.0
Last Update: 02.06.2016
Filename: Laserdriver.SchDoc

Power supply

